

# Faithbooking

Sharing your faith through journalling and photos



November 2014

## Adding Your Faith to Your Journalling

### Contents

- 1 [Adding Your Faith to Your Journalling](#)
- 2 [Recommended Reading](#)
- 4 [Preserving Your Family Archives](#)
- 5 [Scanning](#)
- 6 [Making Memoir Videos or Recordings](#)

Are you wondering how to include messages of faith in your albums? Here are just a few ideas to get you started:

1. **Use Scripture verses** - You can print these out yourself or you can use purchased verses in the form of stickers, printouts, die cut sheets, scrapbook paper, etc. Use our [Scripture Reference resource](#) to look up verses based on the topic of your page.
2. **Journalling** – While describing the event on your page, include a description of how God was with you during that time.
3. **Words of blessing** – Journal a prayer of blessing upon the person displayed on the album page.
4. **Pictures** – Include pictures of various church events, like Vacation Bible School, church picnics, youth group events, etc. so your children can look back and remember their Christian upbringing and God's faithfulness to them during those times.
5. **Headings** – Use references to God's faithfulness in your journal headings and sub-headings, or in the title of your scrapbook page.
6. **Embellishments** – Use purchased Christian photo-safe ribbons, tags, stickers, etc.
7. **Hymns** – Write a verse from a favourite applicable hymn around the edges of your album page.
8. **Graphic Art** – Do a [Google](#) or [Pinterest](#) search of images of inspirational Christian quotes and sayings for ideas.

*I will speak using stories; I will tell secret things from long ago. We have heard them and known them by what our ancestors have told us. We will not keep them from our children; we will tell those who come later about the praises of the LORD. We will tell about His power and the miracles He has done.*





~ Psalm 78:2-6 NCV




## Recommended Reading

Check off those you have read:

- God Moments: Recognizing and Remembering God's Presence in Your Life*, Alan D. Wright – one of the best books on the subject
- Pictures with a Purpose: Going From Scrapbooks to Faithbooks!* Naomi R. Shedd – another excellent resource
- A Scrapbook of Life: A Montage of Devotional Thoughts*, Mary Tatem (Barbour Publishing)
- Becoming a Woman of Joy – A Scrapbooker Looks at Proverbs 31*, Sue Ferguson
- Christian Living from A to Z: A Bible Study Project for Women's Groups*, Sherri Harris (Group Publishing)
- Faith Books, Spiritual Journaling: Expressions of Faith Through Art*, Sharon Soneff (Quarry Books)
- Fruit of the Spirit: A Bible Study Project for Women's Groups*, Sherri Harris (Group Publishing)
- God's Good Gifts: A Scrapbooking Bible Study for Women's Groups* (Group Publishing)
- Imperfect Lives: Scrapbooking the Reality of Your Everyday*
- Pages of Faith: The Art of Spiritual Scrapbooking*, Sharon Sheridan (Morehouse Publishing)
- Passing on Your Legacy of Love: Leaving the Story of Who You Are to Those You Love*, Marci Whitford (Reminders of Faith)
- Scrapbooking Your Faith: Layouts that Celebrate Your Spiritual Beliefs*, Courtney Walsh (Memory Makers Books)





## Recommended Reading – cont'd

- Scrapbooking Your Spiritual Journey: Inspiring You to Tell the Stories of God's Faithfulness in Your Life*, Sandra Joseph (Reminders of Faith)
- The Scrapbooking Journey: A Hands-On Guide to Spiritual Discovery*, Cory Richardson-Lauve (Skylight Paths Publishing)

Let us know of other helpful books or articles so we can share the titles with others





## Preserving your family archives

- [Family Archives](#) – web pages on how to preserve your photos, what to keep, how to organize your photos
- [How to remove photos from a sticky album](#) – a YouTube video from the Smithsonian Archives (4:07 min.)
- [Library of Congress – USA](#) – web pages on care, handling and storage of photos, caring for collections, emergency preparedness, response and recovery, preserving your family treasures, resources
- [National Archives - USA](#) – web pages on preserving family papers, safe mounting in albums, choosing a photo album, attaching photos to album pages, removing photos from old albums, captioning photos, framing and displaying photos, storing photographic prints, converting home movies to video tape, getting documents repaired, digitizing photo collections
- [Preserving Your Family Photographs](#) – a 2001 pdf of information from Cornell University. Includes information on handling, environment, housing, matting and framing, albums, labeling, duplication, digital imaging, disaster preparedness, and when to contact a conservator
- [Preserving Your Precious Family Videos](#) – a webpage by About.com including deterioration, tips for extending the life of your video tapes
- [Scrapbook Preservation Society](#) – several web pages answering various preservation questions
- [Tips on Archiving Family History, Part 1](#) – New York times article on converting analog to digital, fragile home records, converting cassettes and LPs to digital
- [Tips on Archiving Family History, Part 2](#) – continuation of the above article on old movies, strategy for digital photo library, preserving slides and photos, photo albums and photo books, old Mac, TIFFS, JPEGS, cellphones


*If you come across some great websites or videos on this topic, please let us know so we can share the links with others.*





## Scanning

- [12 Great Tips to Scan Your Family Photos](#) – by PC Magazine
- [How to Scan](#) – getting high resolution HD quality digital images, basic and advanced scanning tips, scanning slides, negatives, photos
- [How-to Geek](#) – how to properly scan a photograph and get an even better image
- [PC World](#) – preserve all your precious images the right way, choosing a scanner, resolution and file format
- [Scanning 101, the Basics](#) – scanning tips by Wayne Fulton (1/2 way down the page)
- [Scanning photos to your computer](#) – YouTube video, using Windows 7 (3:24 min.)
- [WikiHow](#) – how to scan photos with your smartphone
- [WikiHow](#) – How to scan photos, setting up the scanner, scanning the image, scanning like a pro
- [Windows Photo Gallery](#) – how to scan, edit and organize photos



*Do you know of other helpful websites or videos on this topic? Please let us know so we can share the links with others.*



*There are many companies that will record your family history at a price, or you can try doing this yourself.*

*If you come across some great websites or videos on this topic, please let us know so we can share the links with others.*



## Making memoir videos or recordings

- [Getting started to YouTube your family history](#) – a Family Search
- [How to create a family tree video](#) – collecting materials, selecting and editing files, selection of audio and video materials, audio commentary, editing your video, inspiration, by Bright Hub
- [How to create an oral family history](#) – what you'll need, key steps
- [How to make a video memoir](#) – conducting interviews with older family members, how to set up a new video project on your computer, how to edit the interviews, creating a photo montage, adding titles and credits, by About Technology
- [Preserving family history with video](#) – how to record video on your computer, content preparation, length, file formats, who to record, sharing your video
- [Recording your family's oral history](#) – what you need, recording devices, prompts, organizing your project, by Instructibles